



*A family of solutions
for the propane industry*

800-621-4137
www.whyips.com



DISPENSING SYSTEMS



RETAIL DISPENSERS

Encore 700S Dispensers

Dispenser Features:

Secure your competitive advantage and increase profits with Gilbarco Veeder Root's Encore 700S – your best dispenser investment for today and tomorrow. Highly secure, powerful CRIND® electronics build a flexible and innovative platform for your changing forecourt marketing and payment needs. Enjoy peace of mind with a leading foundation that is highly secure today and upgradeable to meet the payment security and technology needs of tomorrow.

- The industry's proven forecourt merchandising solutions, featuring Applause™ content management to drive in store traffic
- Enhanced security that minimizes your investment in future requirements
- Future-ready, established global electronics platform that supports emerging technologies
- Familiar, quality design-durable construction for lower cost of ownership and ATM-style customer interface for better throughput

Superior merchandising improves profits.

Encore 700S gives you field-proven tools to inform, persuade, and motivate your fuel customers to come inside your store and buy higher-margin goods, through:

- Flexible content management options, with the industry leading Applause™ merchandising system
- Superior image clarity, resolution and video performance
- 5.7" color screen as standard for clear, effective communication
- 10.4" color upgrade option for maximum impact

Platform for growth delights customers.

Encore 700S provides a strong foundation for growth with powerful, future ready electronics to support your innovation needs, such as mobile payments, enhanced loyalty, expanded merchandising and other applications:

- Enhanced applications processor for future growth
- Enhanced CRIND® memory for improved application speed
- CAT-5 connectivity for ultimate flexibility

Proven design guarantees uptime.

You get the best of Gilbarco's field-proven Encore S Series:

- Familiar ATM-style customer interface
- Full range of alternative fuel options
- Industry's most comprehensive warranty

Enhanced, upgradeable security protects your investment.

You'll benefit from Gilbarco's global EMV leadership and experience, including the largest installed base of EMV fueling pay points in North America. The Payment Card Industry Unattended Payment Terminal (PCI-UPT) and EMV certified platform in Encore 700S includes sophisticated electronics and physical security technologies as standard features including:

- FlexPay™ Encrypting PIN Pad (EPP) to protect PIN data
- FlexPay Secure Card Reader (SCR) to encrypt card data
- EMV certification (requires software and EMV Chip & PIN reader upgrade for EMV transactions*)
- PCI-UPT certification
- Secure Controller to protect the entire electronics platform

*Note: Based on known EMV specifications today. The US EMV specifications have not yet been announced by VISA.



High differential pressure pumps by Ebsray
Liquid Controls® MA4 meter rated at 5-40 GPM
Local technical support with Gilbarco certified technicians

IPS-8899KX Retail Single Side Load Dispenser

Dispenser Features:

- Liquid Controls® MA4 5-40 GPM electronic temperature compensated meter
- Tri-Pod break-away/shear valve
- Explosion-proof electric solenoid valve
- Pulse out to communicate with a fuel management system
- Custom graphics (customer to provide IPS with their graphics in an Adobe Illustrator format)
- Stainless steel panels
- Hose retractor with hose support
- All units are test pumped and calibrated prior to shipment
- Hose, pullaway and fill nozzle sold separately
- Displays gallons and price



IPS-8899KXD Retail Dual Side Load Dispenser

Dispenser Features:

- Dual side loading (hose connections on both sides of the unit for filling (2) vehicles at a time)
- Dual Liquid Controls® MA4 5-40 GPM electronic temperature compensated meter
- Tri-Pod break-away/shear valve
- Explosion-proof electric solenoid valve
- Pulse out to communicate with a fuel management system
- Custom graphics (customer to provide IPS with their graphics in an Adobe Illustrator format)
- Stainless steel panels
- Hose retractor with hose support
- All units are test pumped and calibrated prior to shipment
- Hose, pullaway and fill nozzle sold separately
- Displays gallons and price





COMMERCIAL DISPENSERS



IPS-9899KX Commercial Single Side Load Dispenser

Dispenser Features:

- Liquid Controls® MA4 5-40 GPM electronic temperature compensated meter
- Tri-Pod break-away/shear valve
- Explosion-proof electric solenoid valve
- Pulse out to communicate with a fuel management system
- Custom graphics (customer to provide IPS with their graphics in an Adobe Illustrator format)
- Stainless steel panels
- Hose retractor with hose support
- All units are test pumped and calibrated prior to shipment
- Hose, pullaway and fill nozzle sold separately
- Displays gallons only



IPS-9899KXD Commercial Dual Side Load Dispenser

Dispenser Features:

- Dual side loading (hose connections on both sides of the unit for filling two vehicles at a time)
- Dual Liquid Controls® MA4 5-40 GPM electronic temperature compensated meters
- Tri-Pod break-away/shear valve
- Explosion-proof electric solenoid valve
- Pulse out to communicate with a fuel management system
- Custom graphics (customer to provide IPS with their graphics in an Adobe Illustrator format)
- Stainless steel panels
- Hose retractor with hose support
- All units are test pumped and calibrated prior to shipment
- Hose, pullaway and fill nozzle sold separately
- Displays gallons only





IPS-9899KXZ Atlas Prime

Integrated Fuel Control & Dispensing

Gasboy Atlas PRIME merges the latest fueling control technology with trusted Gasboy Atlas fuel dispensers. Each fueling position has its own integrated user interface for authorizing transactions and collecting driver and vehicle information.

The Atlas PRIME point-of-use fuel authorization terminal provides a faster, safer, and more intuitive fueling experience at commercial fleet fueling sites. Separate fuel control pedestals are not needed at Atlas PRIME locations, simplifying installation and increasing site uptime.

- Advanced user interface with color display and full alphanumeric keypad
- Dispenser integrated fuel control means faster fueling transactions
- Simplified installation and increased uptime
- Flexible fueling authorization options:
 - MIFARE tags
 - Magnetic cards
 - HID
- Web-based interface. Seamless integrations with EKOS or Fleet Head Office enterprise software
- Automatic odometer and vehicle data collection with Gasboy FuelPoint PLUS wireless vehicle identification system



FUEL MANAGEMENT SYSTEM



IPS-ISLPRIME Gasboy Islander Prime Fuel Management System (Pedestal Mount)

The Most Advanced Solution for Commercial Fueling Site Control

The Gasboy Islander PRIME is the best-in-class homebase controller and an all-in-one standalone pedestal enabling forecourt automation with flexible fueling authorizations.

- Record all site activities: transactions, inventories, and authorizations. Control the forecourt: dispensers, payment terminals and fuel tanks
- Advanced user interface with color display and full alphanumeric keypad
- Automatic odometer and vehicle data collection with Gasboy FuelPoint PLUS wireless vehicle identification system
- Flexible Fueling Authorizations Options:
 - MIFARE tags
 - HID
 - Magnetic cards
 - Barcodes
- Web based interface. Seamless integrations with EKOS or Fleet Head Office enterprise software.
- Supports a mix of 8 mechanical dispenser hoses and 64 Electronic hoses





Pull-away Valve, Lead Hose, 10' Fill Hose and Fill Nozzle

- (1) Parker 3/4" x 12" lead hose
- (1) RegO® A2141A6L pull-away valve
- (1) Parker 3/4" x 10' fill hose
- (1) fill nozzle

Nozzles Available:

- Gas Guard "Thread-on" Connection
- Elaflex "Push-on" Connection
- Staubli "Push-on" Connection



Elaflex Euro Nozzle



Staubli Nozzle



Gasguard GG20

In-Line Filter with Pressure Gauges on the Inlet and Outlet

- Donaldson and Lumin filter options available
- (2) Jomar® ball valves
- (2) 0-300 PSI liquid filled pressure gauges with 1/4" valves
- Filtration to 5 Microns



Donaldson LPG Filter

Lumin LPG Filters



Hanbay Electric Internal Valve Operator

This operator controls the internal valve in the liquid opening of the tank and can connect to the electric emergency shut-off system.

- Offered on all 1 1/4" Internal valves



Complete Electrical System

A complete electrical system pre-wired prior to delivery. This includes conduit and wiring to the dispenser, the pump motor, the internal valve operator, and the explosion proof control box. The motor starter is installed in the box. Additional relays and delay timers are available for control box installation if the Hanbay electronic operator option has been requested. Once the system is set in place it is just a matter of connecting the pump motor and 120v power to the control box.



Tank Trim Package and High Pressure Pump Package that Includes All Piping and Components to Connect an Autogas Tank to the Dispenser

- RegO® internal safety valve with Jomar® ball valve
- Pressure gauge for the tank (0-300 PSI liquid filled)
- RegO® 7550PX excess flow/positive shut-off valve
- RegO® 3146 back check valve
- RegO® 970AX excess flow valve
- Ebsray Model RC20 and RC25 high differential pump & motor configurations sized for your fueling site application
- Ebsray high differential pressure bypass
- All required piping and fittings for tank connection to the dispenser (based on a skid mounted unit)
- Hydrostatic relief valves as required
- Tank and piping decal package
- Emergency shut-off cable kit
- 20# dry chemical fire extinguisher with cover and bracket
- Decal package




Full Skid

- The full skid is fabricated to provide a heavy duty foundation for the tank, pump/motor, dispenser, and piping system. These skids are painted white.



Split Skid

- Offers the same heavy duty foundation as the full skid, however, the rear tank legs are separate from the front legs, pump/motor, and dispenser skid. These are painted white.



Tank Legs

- Heavy duty tank legs for a 500 gallon or 1,000 gallon propane tank. These are painted white.



1,000 or 1,990 Gallon Quality Steel Autogas Specific Dispenser Tanks

These tanks are designed specifically for propane autogas systems.

Features:

- Side-fill, liquid level gauge, 85% fixed level gauge and pressure gauge. Tanks can be filled without the use of steps or a ladder.
- Includes multiple bottom liquid and vapor openings so that there is no piping going to the top of the tank
- Includes a 2" liquid opening

Full Skid Assembly

- This is a fully assembled tank, pump/motor, dispenser, and piping system
- The unit is painted white and the piping system is pressure tested prior to shipment



Split Skid Assembly

- The pump/motor and dispenser are mounted to the front portion of the skid
- The rear tank legs are shipped separate
- On-site installation includes setting the tank in place, and installing the remaining piping system



Full Skid Enclosure

- Removable locking steel panels
- Clean, contemporary look
- Great advertising space



Retail Islands



Cofferdam


- Various tank sizes available from 3,900 gallon or larger
- Reduced installation distances
- Underground piping for a clean look



Remote Fill Cabinet



VERTICAL SYSTEMS



- Space saving
- Various sizes
- Eye-catching advertising




COMMERCIAL/RETAIL SYSTEMS



Featuring the brand names you prefer:

- 1" Blackmer® Pump
- 1 1/2 HP Marathon Motor
- 1" Neptune Meter with 600 Register Head
- 1000# Single Beam Scale
- Cylinder Fill Line
- 18' Motor Fuel Line
- RegO® Valves & Fittings
- Pump Inlet Components
- Meter Vapor Return Components
- Tread Bright Aluminum
- On-Site Meter Calibration
- Custom Built to Your Specifications!



Our basic cabinet includes:

- 4'x4' Tread Bright Aluminum Cabinet
- Pair of Tank Legs
- Pump Inlet Package
- Pump Bypass Package
- Cylinder Fill Line Package
- Decal Package
- Electrical Package

Portable Scales

Application

Rugged and economical mechanical beam scale for industrial and commercial general utility weighing.

- Mechanical design makes this scale perfect for all hazardous locations
- Low-cost weighing solution
- Easy to maneuver, even in tight spaces
- Easy-to read, chrome-plated beam with brass inset
- Weighs in lb. or kg.

Ordering Information

Item Number	Description	Platform Size	Capacity
1124	Portable Single Beam Scale	18" x 24"	1000 lb.





Our large cabinet includes:

- 4'x4'x6' Tread Bright Aluminum Cabinet
- Pair of Tank Legs
- Pump Inlet Package
- Pump Bypass Package
- Cylinder Fill Line Package
- Decal Package
- Electrical Package



Optional I-Skid

Options:

- LGF1PE 1" Blackmer® Pump (~13 gal./min.)
- LG1E 1" Blackmer® Pump (~7 gal./min.)
- G870 1 HP Marathon Motor
- 605SP 1 1/2 HP Marathon Motor (needed for LGF1PE)
- 20# Fire Extinguisher
- Wheel Chock Blocks (2)
- Lock Cap (1)
- 0-300# Pressure Gauge
- Motor Fuel Line Package
- 1" Neptune Meter w/600 Register Head
- 3/4" Pull-Away Package
- Single Beam Scales
- Forklift Fill Adapters
- Internal Valve
- Purge System
- Scale Assembly
- On-Site Meter Calibration



Reliable, accurate and repeatable. Here's how we do it:

- Designed for a high volume, fast paced retail cylinder filling environment
- Intuitive operator scale terminal allows for minimal steps being required to fill a cylinder
- Programmable maximum fill weight per container size with automatic shut off feature
- Equipment can be utilized for flat rate or volume specific sales
- Mettler Toledo Scale's precision weighing allows for a maximum fill level without relying on the tank overfill protection device to stop the filling process
- Complete electrical package allows for minimal site electrical work being required. (1) Motor supply power circuit, (1) 120v control circuit and (1) site emergency stop circuit are all terminated at the electrical enclosure located at the rear of the skid
- The Hanbay electronic actuator mounted to the storage tank's 1 1/4" internal valve provides a no hassle electrical solution to emergency shut down requirements. No more cumbersome cables or need for replacing nitrogen tanks.
- Tank trim complete with RegO® multi valves and relief valves
- A high differential Ebsray pump and bypass deliver fast fills and great performance. Pump inlet and outlet gages are included
- 3hp Marathon electric motor
- Full length welded I-Beam skid is primed & painted white
- Quality Steel 1000 gallon storage tank
- Constructed with schedule 80 steel piping, 1 1/4" "Y" Strainer, forged steel fittings and Jomar ball valves



A family of solutions for the propane industry

INDUSTRIAL PROPANE SERVICE, INC.

**IPS EQUIPMENT, INC.
SALES OFFICE**

303 W. Maple St. • P.O. Box 145
Byron, MI 48418
800-621-4137
Phone: 810-266-4687
Fax: 810-266-5554
sales@ipsequipment.com

DISTRIBUTION CENTERS

Byron, Michigan • Lucasville, Ohio • Waupaca, Wisconsin

www.whyips.com



Equipment inc.



Industrial
Propane Service inc.